


Automatic Door Bottoms

End Caps

NOTES:

- Standard finish is Clear Anodized Aluminum (CA). Pair supplied standard as noted below.
- Matte Black (MB) finish option is available. Example Order: #4153EC-MB



#2INCHNUT

Extension Nut


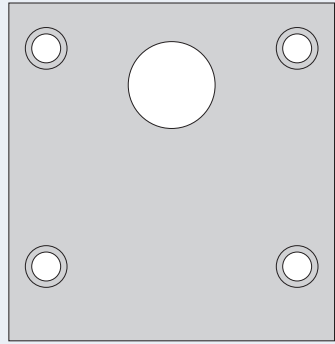
NOTES:

- Longer than standard hexnut (1-1/4").
- Compensates for unusually large gap between the door and frame.

#749EC

Hinge Side

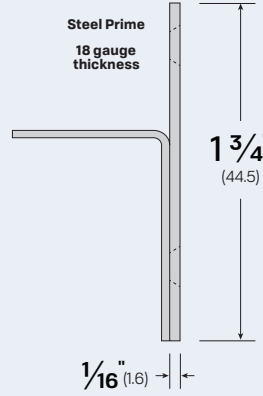
Lock Side



1 11/16" (42.8)

#749EC-SP


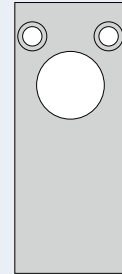
Optional end cap for mortised door bottoms with the PULL option. Specify #749EC to order.



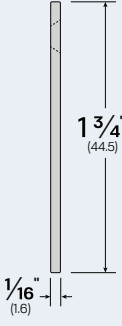
#4153EC

Hinge Side

Lock Side



23/32" (18.3)



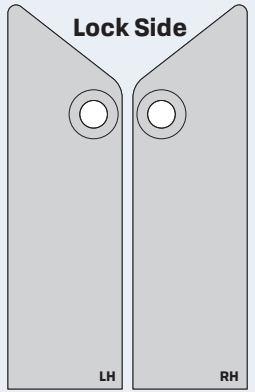
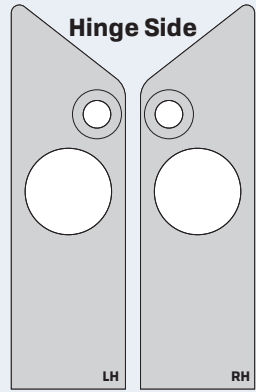
#4153EC-CA or #4153EC-MB

Pair supplied standard with: #7153, #7253

#4123EC


Hinge Side

Lock Side



19/32" (16.1)

1/16" (1.6)


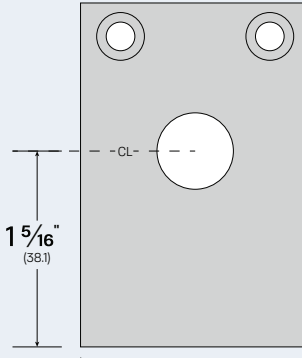


#4123EC-CA or #4123EC-MB
 Pair supplied standard with: #7123

#4063EC

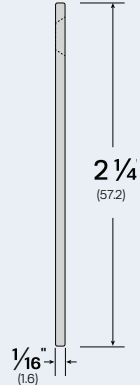
Hinge Side

Lock Side



1 5/16" (38.1)

1 1/2" (38.1)



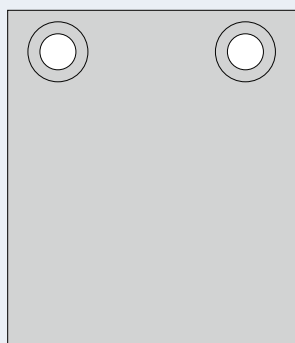
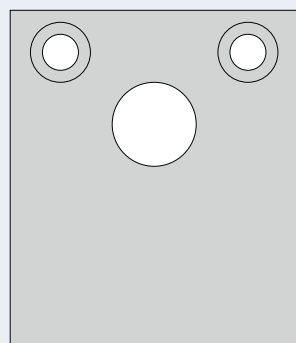
#4063EC-CA or #4063EC-MB

Pair supplied standard with: #7053, #7063, #7463, #7963

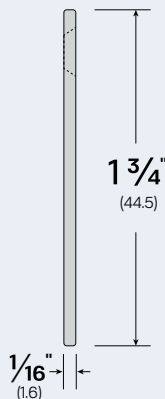
#4023EC

Hinge Side

Lock Side



1 1/2" (38.1)

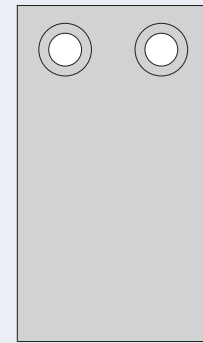
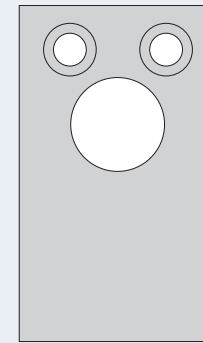


#4023EC-CA or #4023EC-MB
 Pair supplied standard with: #7023, #7323

#4163EC

Hinge Side

Lock Side



1" (25.4)

1/16" (1.6)



#4163EC-CA or #4163EC-MB

Pair supplied standard with: #7163, #7263, #7563, #7663, #7763, #7863
 Supplied with #4 FH screws