


## Accessories & Options


#3276MA-EPX



**EPOXY  
ABRASIVE**  
(EPX)

This exceptionally strong, slip-resistant surface provides maximum durability and safety, especially for high-traffic outdoor applications. Ideal for parks, schools, hospitals, and industrial buildings. The epoxy abrasive particle mix is bonded to the aluminum base.


#3276MA-RUB



**RUBBER  
GRIP**  
(RUB)

Typically used for interior applications. In place of conventional rubber inserts, our unique process chemically applies non-slip rubber to threshold grooves for enhanced grip and strength.


#3456MA-ACF



**ALUMINUM  
COMPOSITE FILLER**  
(ACF)

Strengthens and reinforces thresholds to prevent bending or crushing under high-traffic and heavyweight use in schools, industrial and manufacturing plants, and other high-stress applications.

#3276MA-PEPX-EPX



**PHOTOLUMINESCENT  
EPOXY ABRASIVE**  
(PEPX)

Threshold grooves are filled with a proprietary photoluminescent epoxy that emits luminescence after charging by exposure to ambient light. Specify for compliance with code requirements for photoluminescent stairwell and exit path markings.

Epoxy Color Options

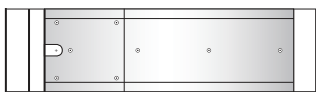


## Floor Closer Cover Plates

For use on thresholds that are 7" or wider. Left hand shown on all diagrams below. Specify handing with RH or LH.

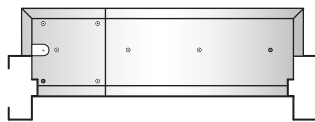
### Type 1

For doors hung in center of frame



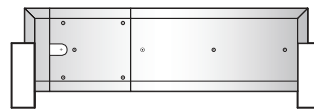
### Type 3

For use with all offset closers and pivot sets



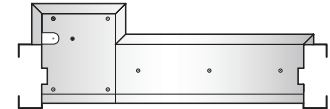
### Type 4

For doors hung flush with face of frame



### Type 5

For use with offset closers and pivot sets



## Fasteners / Anchors

#FA26

#FA21

#FA22

#FA23

#FA24



### PRODUCT SPECIFICATIONS

#FA26 Stainless Steel Sleeve Anchor  
1/4 x 3" Long

#FA21 Plastic Shields For Wood Screws  
#10 Flat Phillips SMS  
(Screw lengths: 1-1/4", 1-1/2", or 1-3/4")

#FA22 Lead Shields For Wood Screws  
#10 Flat Phillips SMS  
(Screw lengths: 1-1/4", 1-1/2", or 1-3/4")

#FA23 Anchors With 10-24 Machine Screws  
MSLA-10

#FA24 Anchor With 1/4 -20 Machine Screw  
MSLA-4