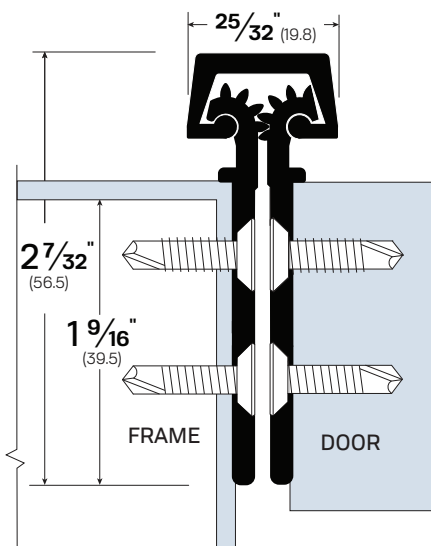


#1019 FULL MORTISED CONTINUOUS HINGE



Designed for smooth, effortless door swing, our Continuous Door Hinge System integrates two extruded aluminum "geared" segments in a cover channel, with support bearings of long-wearing, self-lubricating Delrin™ which absorb shock and distribute weight evenly. The hinge rotates a full 180 degrees. Well suited for both new and retrofit construction, the tamper-proof continuous hinge performs effectively on doors up to nine feet. Constructed from heavy-gauge aluminum, both models are offered in a choice of two finishes.

FINISHES: CA, DB

OPTIONS: HD, EPT, CE, HT, ST, SF

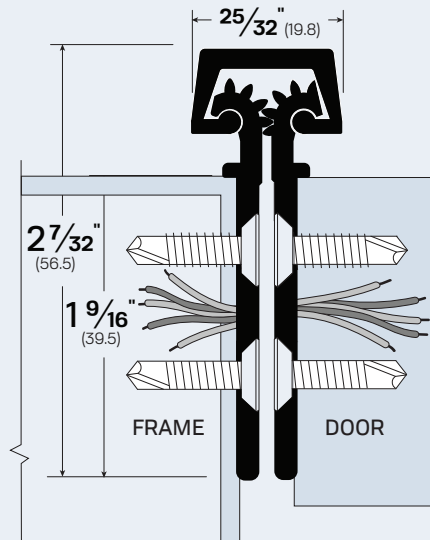
NOTES:

- Grey color
- 16 hinges for standard hinge (approx. double for HD option -- see p.94)
- Door/ frame reinforcements are not required in most applications
- $\frac{5}{16}$ " clearance on square edge door, $\frac{3}{8}$ " clearance on beveled door



LEGACY	NGP	PEMKO	ZERO
1019	HD1100	FMSLE-HD1	-

#1027 ELECTRIFIED HINGE

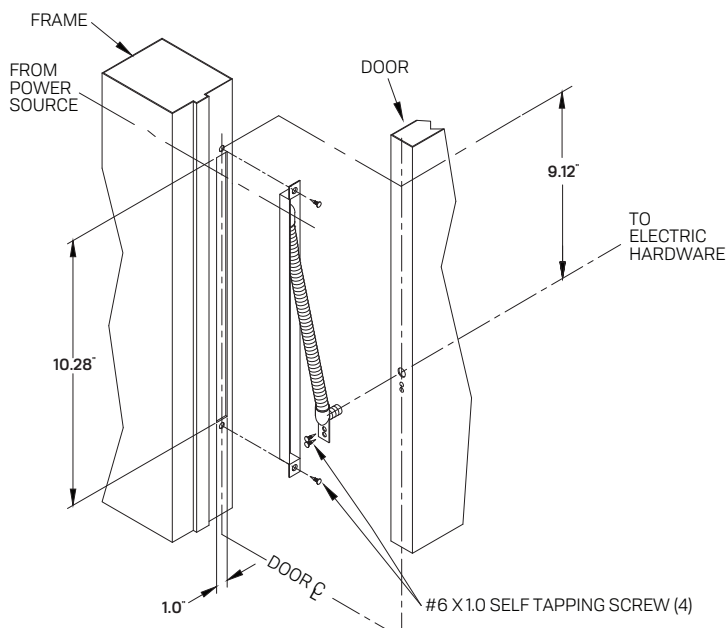


FINISHES: CA, DB

NOTES:

- Power Transfer Technology
- 26-gauge
- 6 wire standard, 8 wire optional
- Tamper-resistant
- Weather-resistant
- 14" Long

#517LPT LEGACY POWER TRANSFER

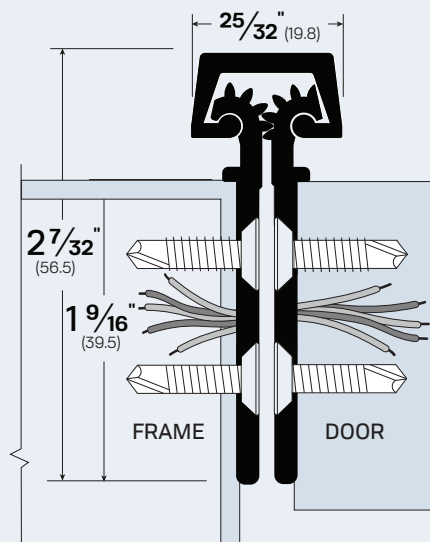


#517LPT

NOTES:

Nickel - Plated Steel Case - Flex Conduit $\frac{3}{16}$ " OD X $\frac{3}{8}$ " ID X 15- $\frac{3}{8}$ " LONG
Electrical wire not provided

#1026 ELECTRIFIED MINI HINGE



FINISHES: CA, DB

NOTES:

- Power Transfer Technology
- 26-gauge
- 6 wire standard, 8 wire optional
- Tamper-resistant
- Weather-resistant
- 1.5" Long