

How To Order: Flood Barriers

Example #5027MA30-60

Easy Ways To Order

Email
Orders@LegacyLLC.com

Phone
Local: +1 (718) 292-5333
Toll Free: +1 (888) 383-3330

Fax
+1 (888) 383-3330

PART NUMBER & FINISH - HEIGHT - WIDTH
5027 MA - 30 - 60

PART #	5027	
	5021	5060
	5027	5127
	5028	5128
	5029	5129
	5040	

FINISH
All Flood Shields are 5052 marine aluminum alloy. Finishes are available for mounting brackets only.
MA - Mill Aluminum
MB - Matte Black Powder Coat

HEIGHT
Flood barrier panels can be built to any custom height, subject only to practical constraints on the ease of fitting into and removing from mounting brackets. Specify to nearest 1". Panels specified for stacking are supplied with connecting aluminum Bar Clamps.

WIDTH
Flood barriers can be built to any custom width or span. Specify to nearest 1/16". Interlocking posts with ground support are required and supplied for every 48" of installed flood barrier.

Ordering Note
Because of the range of available options and the precision needed for efficient installations, Flood Barriers are typically specified in consultation with our Engineering Department.

Call our engineering department to discuss.

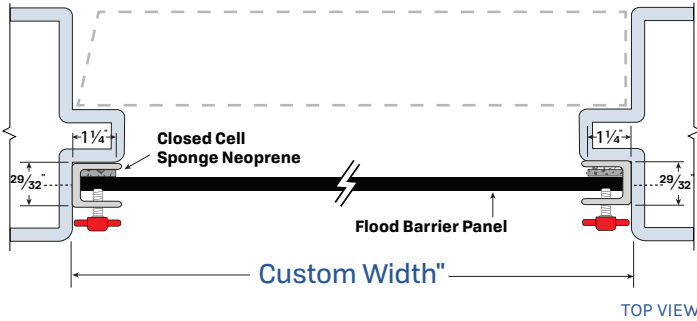
LEGACY ENGINEERING
Local: +1 (718) 292-5333
Toll Free: +1 (888) 383-3330



Flood Barriers

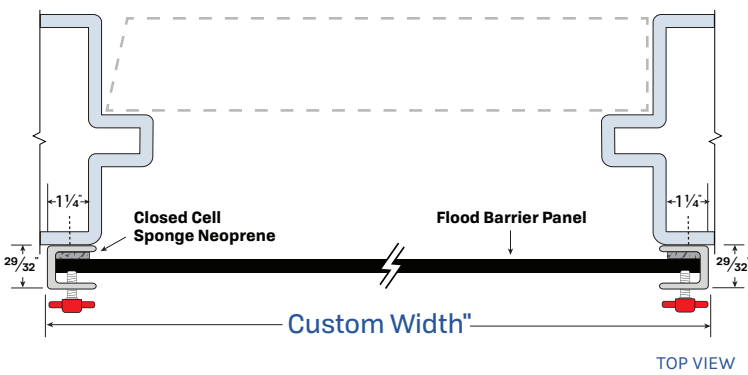
Single Flood Barrier for Standard Openings (Up to 48")

#5027 MOUNTED TO INSIDE OF FRAME

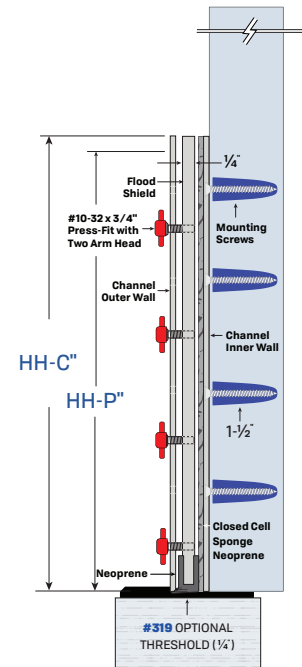



#5027MA mounted to the inside of the door frame.

#5127 MOUNTED TO OUTSIDE OF FRAME



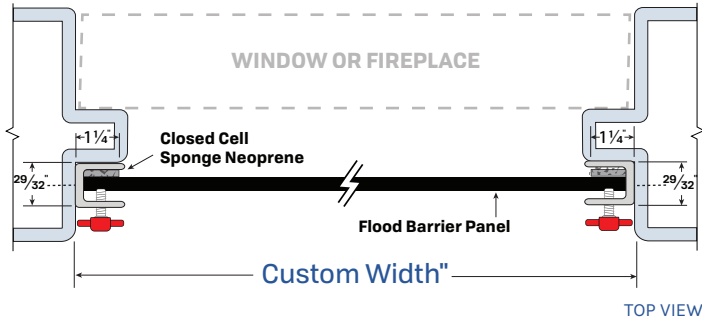
#5127MA mounted to the outside of the door frame.



SIDE VIEW

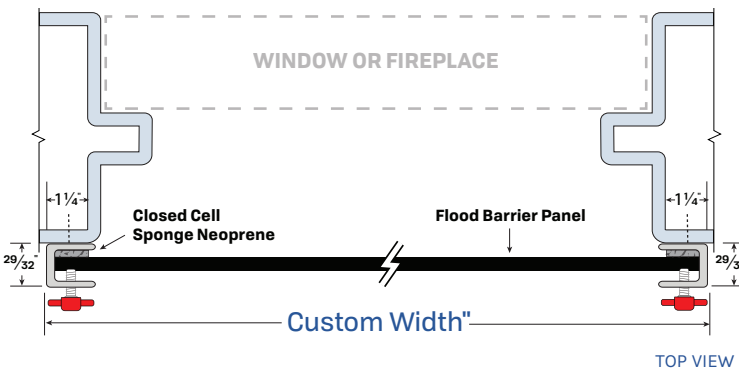
Single Flood Barrier for Windows, Louvers and Fireplaces (Up to 48")

#5028 MOUNTED TO INSIDE OF FRAME

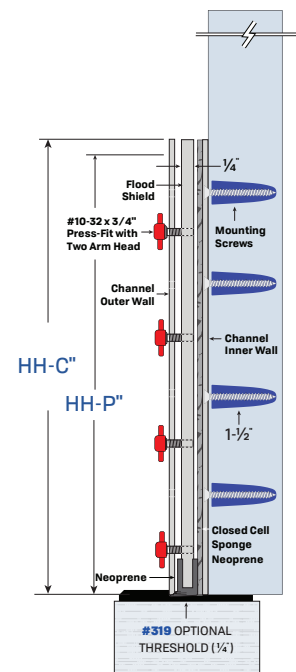



#5128MA mounted to a basement window.

#5128 MOUNTED TO OUTSIDE OF FRAME



#5128MA mounted to a fireplace.

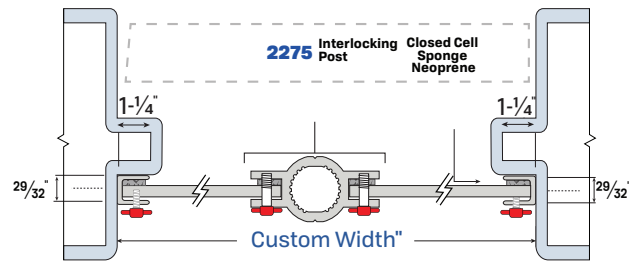


SIDE VIEW

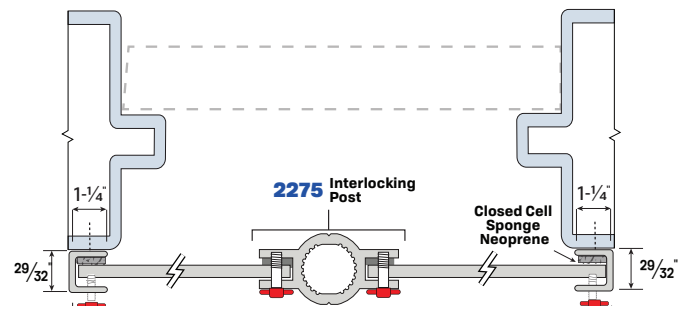
Flood Barriers

Interlocking Flood Barrier for Oversized Openings (Greater than 48")

#5029 MOUNTED TO INSIDE OF FRAME



#5129 MOUNTED TO OUTSIDE OF FRAME

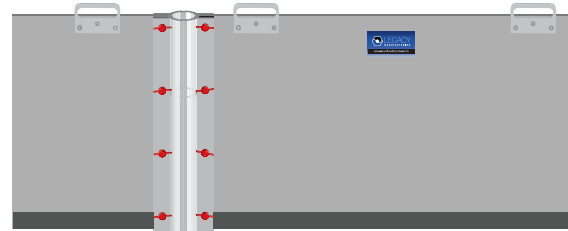


Recommended for every 48" of specified installed width:

- #2275 Interlocking Post with
- #22070-OS Outer Sleeve

1 1/4"

#2275 INTERLOCKING POST WITH GROUND SUPPORT


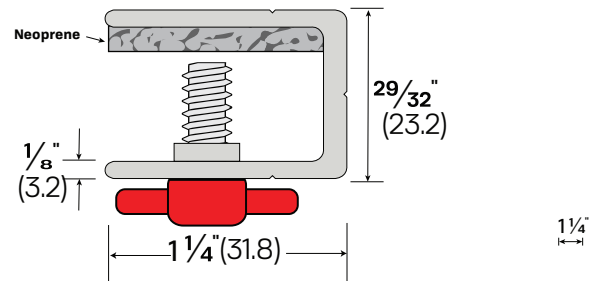


#2275
Channels are cut to fit into the outer sleeve below.

#22070-OS
The outer sleeve is installed beneath the surface for added support.

This product is provided with a black cap.

#22070-CH-CA ALUMINUM CHANNEL



#5129MA36-96



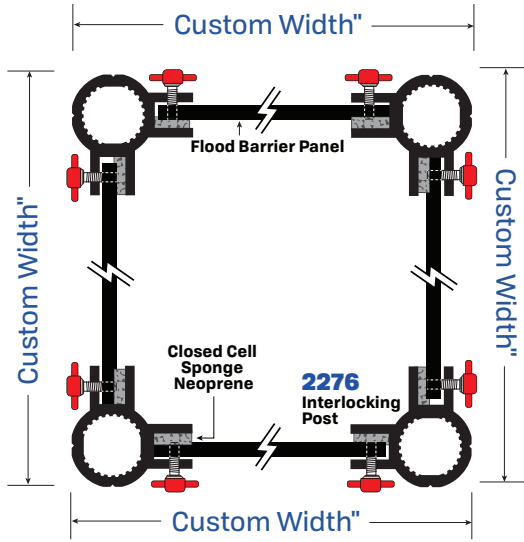
#5129MA mounted to front of hotel entrance.



#5029MA mounted to the inside of garage door frame.

Flood Barrier Enclosures

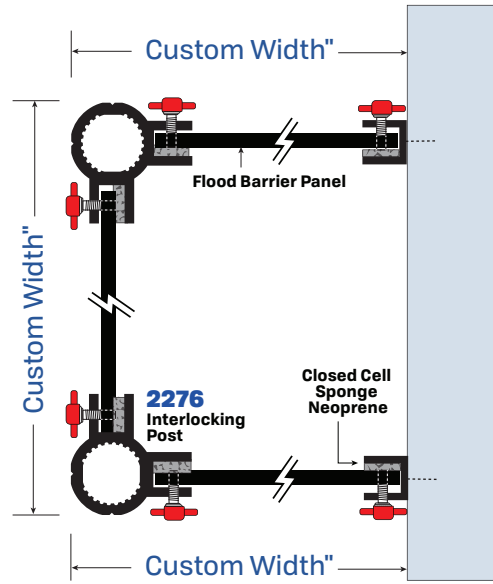
#5060 FREE STANDING



Recommended for every 48" of specified installed width:

- #2275 Interlocking Post with
- #22070-OS Outer Sleeve

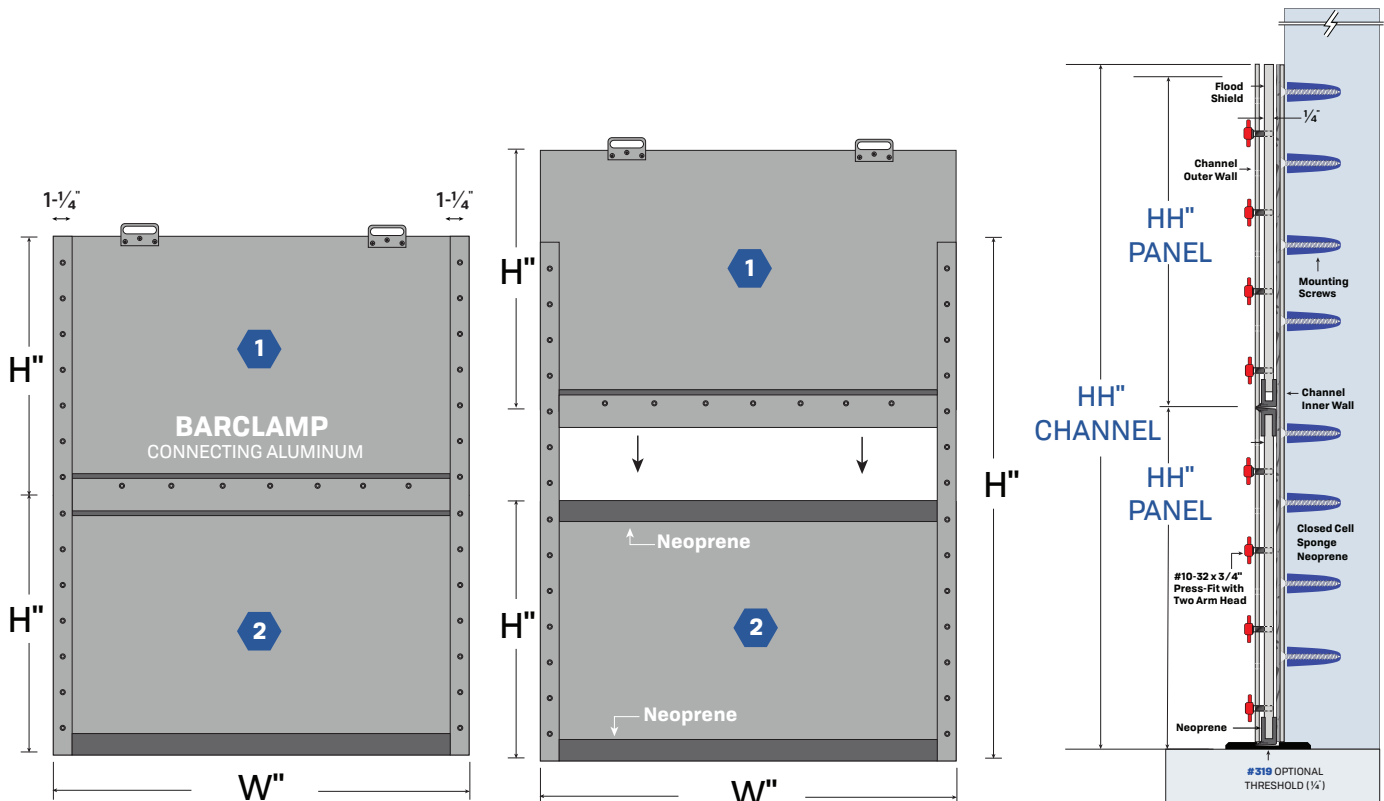
#5040 SURFACE-MOUNTED



Recommended for every 48" of specified installed width:

- #2275 Interlocking Post with
- #22070-OS Outer Sleeve

#5021 STACKABLE FLOOD BARRIER



• Call us to discuss your best configuration for your specific installation.