

# How To Order: **Hinges**

**Example #1019CA-HD-84**

Easy Ways To  
Order

**Email**  
Orders@LegacyLLC.com

**Phone**  
Local: +1 (718) 292-5333  
Toll Free: +1 (888) 383-3330

**PART NUMBER**   **& FINISH**   **- OPTIONS**   **- LENGTH**  
**1019**   **CA**   **- HD**   **- 84**

**PART #**

115   1059  
117   1559  
517LPT 10059  
1019  
1026  
1027

**FINISH**

Finishes vary by product. Please check available finishes listed for each product.

**CA** - Clear Anodized Aluminum  
**MA** - Mill Aluminum  
**DB** - Dark Bronze Anodized Aluminum  
**WP** - White Powder Coat  
**SS** - Stainless Steel

**OPTIONS**

Options vary by product. Please check available options listed for each product.


**Blank** - No Option   **HD** - Heavy Duty   **RH** - Right-Handed  
**CE** - Concealed Electric   **HT** - Hospital Tip   **SF** - Security Fasteners  
**EPT** - Electrical Power Transfer   **LH** - Left-Handed   **ST** - School Tip

**LENGTH**

For #1019: Please specify to nearest 1/8". For all Cam Lift and # 1027, Specify each (EA).

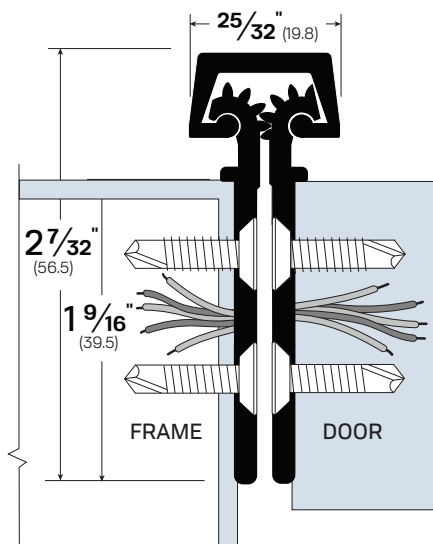


#1019CA



APPLICATION

## #1019 FULL MORTISED CONTINUOUS HINGE



Designed for smooth, effortless door swing, our Continuous Door Hinge System integrates two extruded aluminum "geared" segments in a cover channel, with support bearings of long-wearing, self-lubricating Delrin™ which absorb shock and distribute weight evenly. The hinge rotates a full 180 degrees. Well suited for both new and retrofit construction, the tamper-proof continuous hinge performs effectively on doors up to nine feet. Constructed from heavy-gauge aluminum, both models are offered in a choice of two finishes.

**FINISHES:** CA, DB

**OPTIONS:** HD, EPT, CE, HT, ST, SF

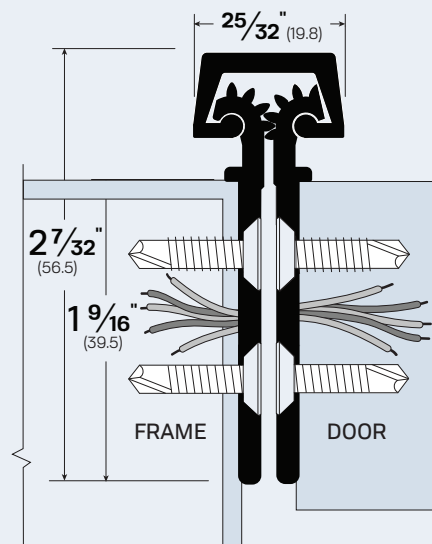
**NOTES:**

- Grey color
- 16 hinges for standard hinge (approx. double for HD option -- see p.94)
- Door/ frame reinforcements are not required in most applications
- 5/16" clearance on square edge door, 3/8" clearance on beveled door



LEGACY	NGP	PEMKO	ZERO
1019	HD1100	FMSLE-HD1	-

## #1027 ELECTRIFIED HINGE

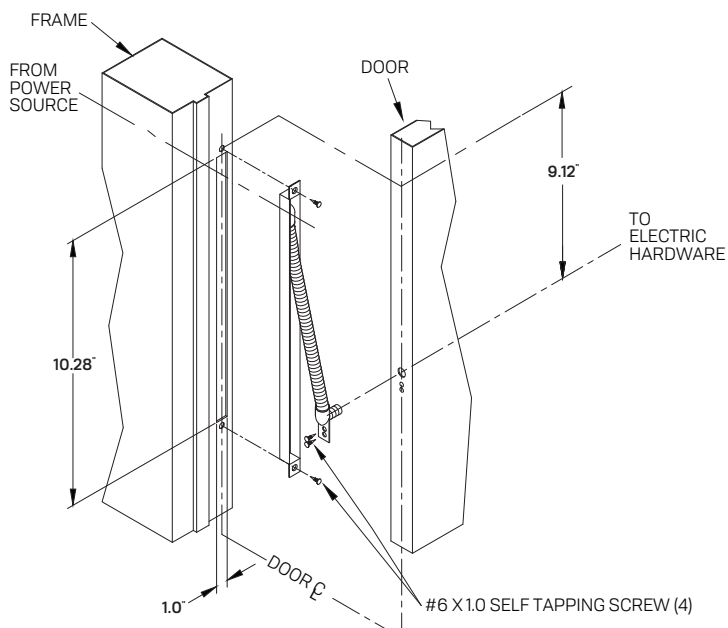


**FINISHES:** CA, DB

**NOTES:**

- Power Transfer Technology
- 26-gauge
- 6 wire standard, 8 wire optional
- Tamper-resistant
- Weather-resistant
- 14" Long

## #517LPT LEGACY POWER TRANSFER

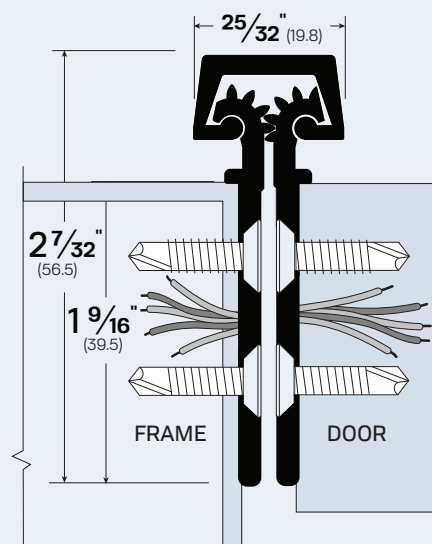


#517LPT

**NOTES:**

Nickel - Plated Steel Case - Flex Conduit 3/16" OD X 3/8" ID X 15'-3/8" LONG  
Electrical wire not provided

## #1026 ELECTRIFIED MINI HINGE

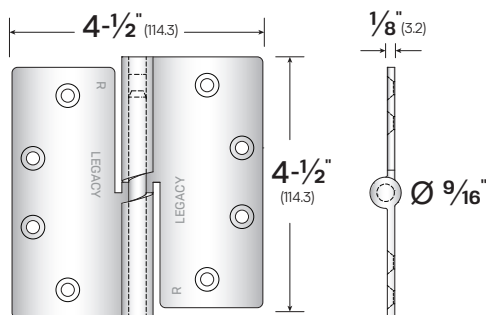


**FINISHES:** CA, DB

**NOTES:**

- Power Transfer Technology
- 26-gauge
- 6 wire standard, 8 wire optional
- Tamper-resistant
- Weather-resistant
- 1.5" Long

## #1559

**FINISHES:****SS** - Stainless Steel**OPTIONS:****RH** - Right-Handed    **LH** - Left-Handed**NOTES:**

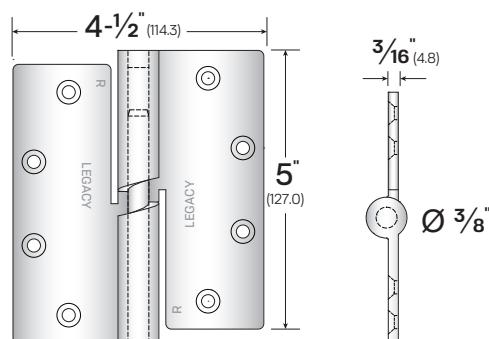
- **Example Order:** #1559SS-RH
- **Door Rating** (1-1/2 pairs): Up to 200 lbs.
- **Screw Size** (Metal Doors): 12-24 x 3/4"
- **Lift** (180° opening): 3/16"
- Includes all machine screws (24), and 1/2 wood screws (12)
- All hinges are ANSI template

LEGACY	NGP	PEMKO	ZERO
<b>1559</b>	-	-	Z955



Designed for sound-rated and other heavy doors up to 900 pounds. Manufactured from high precision stainless steel casting, the cam lift hinge provides a smooth 1/2 inch drop over a rotation of 180 degrees for superior sealing performance. Available for right or left-hand swinging doors. Sold in pairs. Please refer to each individual part for rating details.

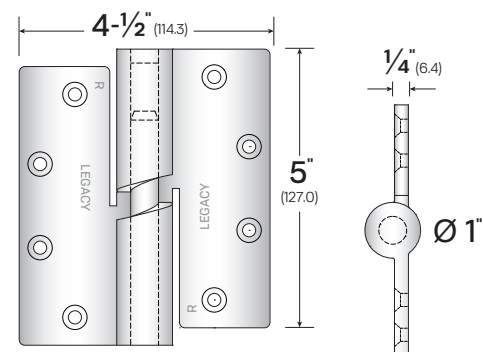
## #1359

**FINISHES:****SS** - Stainless Steel**OPTIONS:****RH** - Right-Handed    **LH** - Left-Handed**NOTES:**

- **Example Order:** #1359MB-RH
- **Door Rating** (1-1/2 pairs): Up to 300 lbs.
- **Screw Size** (Metal Doors): 12-24 x 3/4"
- **Lift** (180° opening): 1/4"
- Includes all machine screws (24), and 1/2 wood screws (12)
- All hinges are ANSI template

LEGACY	NGP	PEMKO	ZERO
<b>1359</b>	-	-	Z953

## #1059

**FINISHES:****SS** - Stainless Steel**OPTIONS:****RH** - Right-Handed    **LH** - Left-Handed**NOTES:**

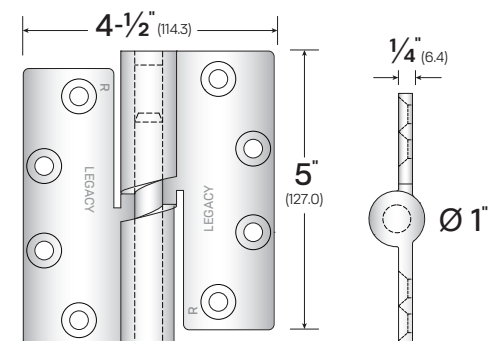
- **Example Order:** #1059SS-LH
- **Door Rating** (1-1/2 pairs): Up to 500 lbs.
- **Screw Size** (Metal Doors): 12-24 x 3/4"
- **Lift** (180° opening): 5/16"
- Includes all machine screws (24), and 1/2 wood screws (12)
- All hinges are ANSI template

LEGACY	NGP	PEMKO	ZERO
<b>1059</b>	-	-	Z950



LEGACY HINGES

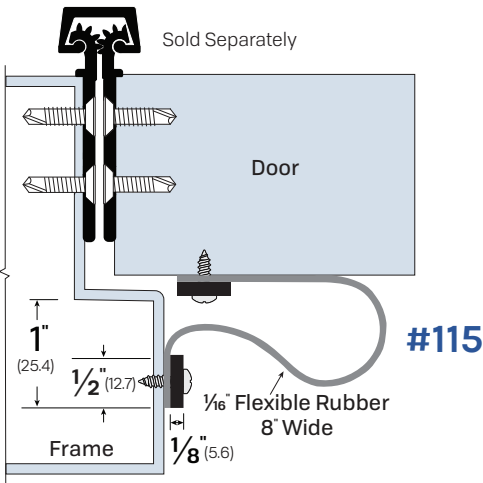
## #10059

**FINISHES:****SS** - Stainless Steel**OPTIONS:****RH** - Right-Handed    **LH** - Left-Handed**NOTES:**

- **Example Order:** #10059SS-LH
- **Door Rating** (1-1/2 pairs): Up to 900 lbs.
- **Screw Size** (Metal Doors): 5/16"-18 x 3/4"
- **Lift** (180° opening): 5/16"
- Includes all machine screws (24), and 1/2 wood screws (12)
- All hinges are ANSI template

LEGACY	NGP	PEMKO	ZERO
<b>10059</b>	-	-	Z9500

#1019



#115

FINISHES: MA, MB, WP

NOTES: N (Solid Neoprene) is black.

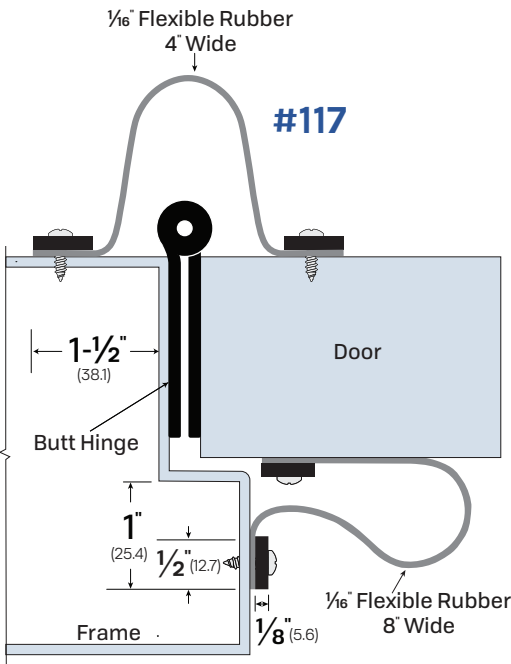
LEGACY	NGP	PEMKO	ZERO
115	-	-	51



The flexible rubber sheathing in these product protects fingers and hands from being crunched in applications such as schools, child care centers, workplaces and other high-traffic commercial installations. Solid rubber on this product is designed to be durable and to be easily cleaned.

Neoprene rubber resists degradation from sun, ozone and weather while maintaining its strength, flexing, twisting and elongation very well over a wide temperature range while having outstanding physical toughness.

Can be installed in new and retrofit applications.



LEGACY
117
NGP
-
PEMKO
-
ZERO
-

#115

FINISHES: MA, MB, WP

NOTES: N (Solid Neoprene) is black.

LEGACY	NGP	PEMKO	ZERO
115	-	-	51

